

Schroder Charity Charity Fixed Interest Fund

A Accumulation Unit

Fund Launch Date

19 June 1992

Total Fund Size (Million)

GBP 34.6

Unit Price End of Month (GBP)

404.40 GBX

Total number of holdings

37

Benchmark

FTSE A Government Securities UK Gilts All Stocks TR

Fund Manager

Thomas Sartain

Managed fund since

28 January 2013

Effective Duration of Fund in Years

8.68

Effective Duration of Index in Years

8.94

Effective Yield

2.19 %

Option Adjusted Spread of Fund

2 bp

Option Adjusted Spread of Index

-0 bp

Average Credit Rating

AA+

Annual Volatility over 3 years (%)

5.34

Investment Objective and Policy

The Charity Fixed Interest Fund aims to provide a total return (income and capital growth) similar to or above the FTSE Actuaries British Government All Stocks Index. Investment is concentrated mainly on a diversified portfolio of UK gilts and corporate stocks, although the Fund can invest more widely in convertible preference shares, sterling denominated bonds and overseas bonds.

Risk Considerations

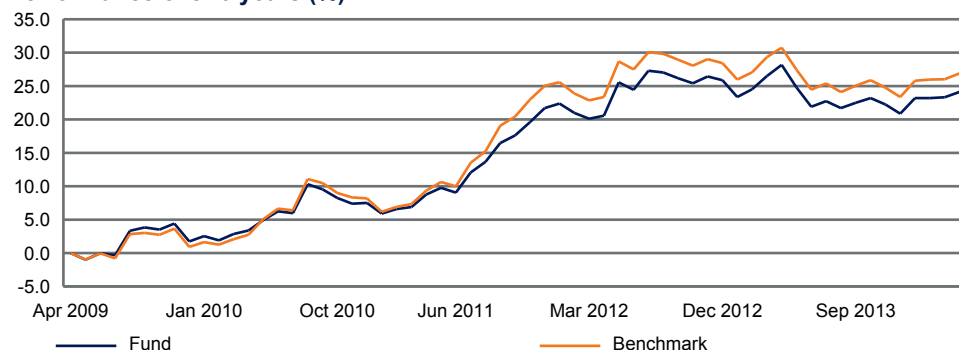
Funds that invest in a smaller number of stocks carry more risk than funds which spread their investments over a larger number of stocks. As a result of the annual management fee of the fund being charged to capital, the distributable income of the fund may be higher but there is the potential that performance or capital value may be eroded.

Performance Analysis

Performance (%)	1 month	3 months	6 months	YTD	1 year	3 years	5 years	10 years
Fund	0.6	0.7	0.7	2.7	-3.2	14.1	24.1	64.3
Benchmark	0.7	0.9	0.8	2.9	-3.0	16.0	26.9	70.4

Discrete Yearly Performance (%)	Q1/2013 - Q1/2014	Q1/2012 - Q1/2013	Q1/2011 - Q1/2012	Q1/2010 - Q1/2011	Q1/2009 - Q1/2010
Fund	-2.5	5.3	12.3	3.9	1.3
Benchmark	-2.6	5.3	14.5	5.2	0.8

Performance over 5 years (%)



Past performance is not a reliable indicator of future results, prices of shares and the income from them may fall as well as rise and investors may not get back the amount originally invested.

Some performance differences between the fund and the benchmark may arise because the fund performance is calculated at a different valuation point from the benchmark.

Source: Schroders, bid to bid price with net income reinvested.

FTSE International Limited ("FTSE") © FTSE. "FTSE®" is a trade mark of London Stock Exchange Plc and The Financial Times Limited and is used by FTSE International Limited under licence. All rights in the FTSE indices and / or FTSE ratings vest in FTSE and/or its licensors. Neither FTSE nor its licensors accept any liability for any errors or omissions in the FTSE indices and / or FTSE ratings or underlying data. No further distribution of FTSE Data is permitted without FTSE's express written consent.

For an explanation of the financial terms included in this factsheet visit www.schroders.co.uk/glossary Printed copies are available by contacting the company address overleaf.



Morningstar Ratings are sourced from Morningstar.



Schroders

Holdings Analysis

Top 10 Holdings	Sector	% NAV
1. United Kingdom Gilt Bond 5% 07/09/2014	Treasuries	5.9
2. FMS Wertmanagement 1.125% 07/12/2016	Agencies	5.8
3. United Kingdom Gilt Bond 5% 07/03/2018	Treasuries	5.7
4. United Kingdom Gilt Bond 4.75% 07/12/2038	Treasuries	4.3
5. United Kingdom Gilt Bond 4% 07/03/2022	Treasuries	3.9
6. United Kingdom Gilt Bond 3.75% 07/09/2021	Treasuries	3.8
7. United Kingdom Gilt Bond 3.75% 07/09/2019	Treasuries	3.6
8. United Kingdom Gilt Bond 4.75% 07/12/2030	Treasuries	3.6
9. United Kingdom Gilt Bond 1.75% 22/01/2017	Treasuries	3.3
10. United Kingdom Gilt Bond 4.25% 07/12/2040	Treasuries	3.2
	Total	43.1

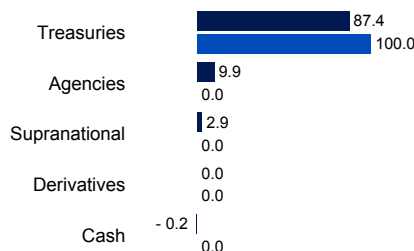
Asset Allocation (%)

Sector

■ Fund
■ Benchmark

Credit ratings are calculated using asset ratings from different rating agencies.

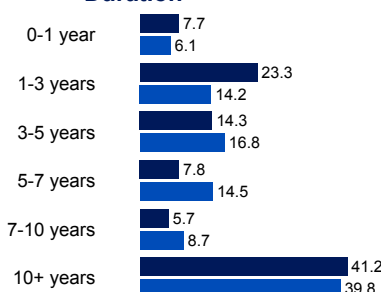
Source: Schroders



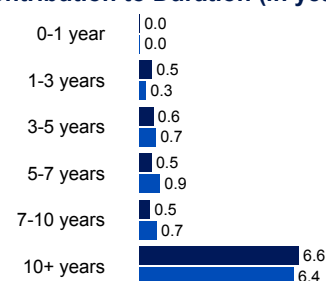
Fixed Income Rating



Duration



Contribution to Duration (in years)



Information

Schroder Unit Trusts Limited
31 Gresham Street
London
EC2V 7QA
Investor Services
Telephone: 0800 718 777
E-mail: investorservices@schroders.com

	Accumulation	Distribution
SEDOL	0775610	0775609
Bloomberg	SCHCHFA:LN	SCHCHFI:LN
ISIN	GB0007756108	GB0007756090
Fund Base Currency	GBP	
Dealing Frequency	Daily (16:00 GMT)	
Ongoing Charges (latest available)	0.40 %	
Minimum Investment Amount	£1,000	

Third party data is owned or licensed by the data provider and may not be reproduced or extracted and used for any other purpose without the data provider's consent. Third party data is provided without any warranties of any kind. The data provider and issuer of the document shall have no liability in connection with the third party data. The Prospectus and/or www.schroders.com contain additional disclaimers which apply to the third party data.

A Scheme Particulars is available. This can be downloaded from our website at www.schroders.com/charities or call one of our Investor Services Team on 0800 718 777 for a printed version. For investors' security, telephone calls to Schroder Unit Trusts Limited may be recorded. Nothing in this factsheet should be construed as advice and is therefore not a recommendation to buy or sell units. The data contained in this document has been sourced by Schroders and should be independently verified before further publication or use. Issued by Schroder Unit Trusts Limited, 31 Gresham Street, London EC2V 7QA. Registered No.4191730 England. Authorised and regulated by the Financial Conduct Authority. Schroders has expressed its own views and these may change.